

# Photoshop

Master Photoshop fundamentals



Program/Course Outline

[www.createbahrain.com](http://www.createbahrain.com)





# Introduction

Welcome to our comprehensive Photoshop Mastery course!

With six modules covering a range of topics, you'll unlock the full potential of Adobe Photoshop and elevate your design skills to new heights. From essential techniques to advanced concepts, this course is your gateway to becoming a Photoshop pro.

Whether you're a photographer, graphic designer, digital artist, or simply someone passionate about creating captivating visuals, this course is designed for you. No matter your skill level, our modules cater to beginners looking to learn the basics as well as professionals seeking to refine their expertise.

By enrolling in our Photoshop Mastery course, you'll gain valuable skills that can enhance your professional career. Master essential functionalities, advanced editing techniques, and specialized areas of design, positioning yourself as a sought-after professional in the industry.


Not only for professionals, this course also offers a great opportunity for hobbyists and individuals looking to make the most of their modern devices. Learn to unleash your creativity, transform ordinary photos into stunning works of art, and craft captivating designs for social media and the web.

Don't miss out on the best offer we've ever presented. Enroll in our Photoshop Mastery course now and enjoy the immense value it offers at an unbeatable price. Take advantage of this opportunity to gain in-depth knowledge and expertise in Adobe Photoshop.

**Ready to take your design skills to the next level?**

Call the number below and speak with our course advisors. They will provide you with all the information you need about the course, its start date, and how to secure your spot. Don't hesitate, start your Photoshop

**Mastery journey today!**

 **3897 4014**  
create**bahrain**.com





# Course Overview

Master the essential skills and techniques of Adobe Photoshop through our comprehensive modules. From Photoshop Essentials to Professional Design and Specialization, our courses cover everything you need to become a Photoshop pro.

**Elevate your design skills, enhance your creativity, and unlock your full potential in the digital realm.**

## **For Whom Is This Course:**

Whether you're a photographer, graphic designer, digital artist, or social media enthusiast, our Photoshop Mastery course is designed for anyone seeking to enhance their visual creations.

From beginners looking to learn the basics to professionals wanting to refine their skills, our courses cater to all skill levels.

## **What You'll Be Able to Do:**

After completing our Photoshop Mastery course, you'll have mastered a wide range of Photoshop techniques.

From essential navigation and image editing to advanced design, mockup creation, and specialized areas like branding and freelancing, you'll have the skills to create stunning visuals, manipulate images with precision, and establish a strong presence in the design industry.

Unlock your creative potential and become a Photoshop master. Enroll in our Photoshop Mastery course and embark on a journey of visual excellence.



# Module 1

## Introduction to Photoshop Essentials

Introducing our Photoshop Essentials course module! In this comprehensive module, you'll master the fundamental skills and techniques needed to navigate and utilize Adobe Photoshop effectively. Divided into three topics, you'll explore essential functionalities of Photoshop, including combining images, fixing and enhancing photos, and creating captivating text effects.

### Topic 1: Basic Navigation & How to Combine Images

Learn to navigate Photoshop's interface, understand layers and their management, and master image blending and composition techniques. Gain a solid foundation for using Photoshop as a creative tool.

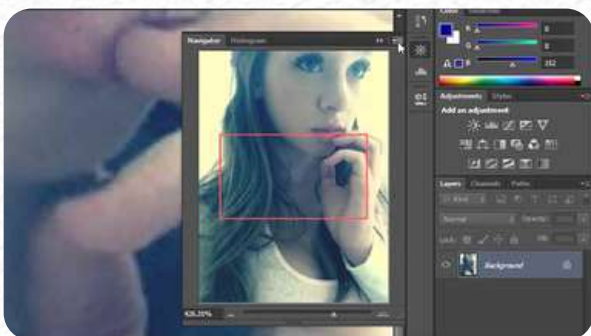
### Topic 2: Fixing and Enhancing Images using Photoshop

Discover techniques and tools to fix common image issues and enhance photo colors. Improve your understanding of image correction, color enhancement, and utilizing levels adjustments for impressive results.

### Topic 3: Mastering Text and Typography in Photoshop

Delve into the art of creating captivating text effects and manipulating typography. Develop skills in text creation and formatting, explore various text effects, and understand the principles of effective typography.

By mastering Photoshop essentials, you'll unlock limitless creative possibilities, whether you're a photographer, graphic designer, or digital artist. Elevate your skills and produce stunning visual compositions that captivate and engage your audience.





## Module 2

### Advanced Image Editing Techniques

Introducing our Advanced Image Editing Techniques module! Discover advanced skills and techniques in image editing using Adobe Photoshop. This comprehensive module consists of three topics: advanced image cropping and straightening, mastering selections and layer masking, and professional retouching and photo manipulation.

#### Topic 4: Advanced Image Cropping and Straightening

Master the art of precise image cropping and learn techniques to straighten and correct horizons. Achieve clean and polished results for visually compelling compositions.

#### Topic 5: Selection Tools and Transformation Techniques

Develop expertise in creating precise selections, including complex areas like hair. Explore layer masking for seamless blending and discover the power of channel masking for advanced image manipulation.

#### Topic 6: Professional Retouching and Photo Manipulation

Enhance images and create stunning visual effects through professional retouching techniques. Learn skin smoothing, teeth enhancement, and object removal for seamless photo manipulation.

By mastering advanced image editing techniques, you'll elevate your work to a professional level and create visually captivating compositions. Whether you're a photographer, graphic designer, or digital artist, these skills are essential for producing high-quality and engaging visuals.





## Module 3

### Creative Design and Special Effects

Introducing our Creative Design and Special Effects module! Unlock your artistic potential with Adobe Photoshop. This module covers three exciting topics: creating artistic effects and filters, mastering advanced design techniques, and designing for social media and web.

#### Topic 7: Creating Artistic Effects and Filters

Transform ordinary photos into stunning works of art. Learn to apply filters and artistic techniques, unleashing your creativity and adding visual impact to your images.

#### Topic 8: Mastering Advanced Design Techniques

Elevate your designs to new heights with advanced techniques. Create special effects like dotted halftone posters, fake motion blur, and lens flares, pushing the boundaries of your creativity.

#### Topic 9: Designing for Social Media and Web

Craft captivating visuals tailored for social media and the web. Discover the principles of effective social media design and learn techniques for creating web graphics optimized for online display.

By mastering creative design and special effects, you'll set yourself apart in the digital world. Whether you're an artist, designer, or social media enthusiast, these skills are essential for creating visually captivating and engaging content.





## Module 4

### Advanced Concepts and Workflow Optimization

Introducing our Advanced Concepts and Workflow Optimization module! Take your Photoshop skills to the next level with advanced techniques and optimize your workflow for maximum efficiency.

#### Topic 10: Color Correction and Manipulation Technique

Master advanced color correction and manipulation techniques to achieve accurate and visually appealing results. Learn to control colors and tones with precision, enhancing the mood and visual impact of your images.

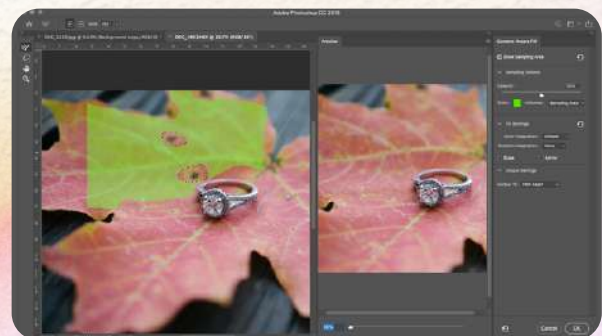
#### Topic 11: Content-Aware Tools and Advanced Cropping

Seamlessly remove or extend objects using content-aware tools and employ advanced cropping techniques to enhance composition and visual impact. Take full control of your image compositions and achieve professional-quality results.

#### Topic 12: Optimize Workflow and Productivity

Discover valuable techniques to optimize your workflow and increase efficiency in Photoshop. Learn time-saving tips, productivity hacks, and batch processing methods to streamline your editing process and save valuable time.

By mastering advanced concepts and workflow optimization, you'll be equipped to handle complex editing tasks with ease, while maintaining a high level of quality. These skills are essential for professionals who want to excel in the world of image editing and design.





## Module 5

### Advanced Design and Mockup Creation

Introducing our Advanced Design and Mockup Creation module! Elevate the quality of your designs and create realistic mockups to showcase your work effectively. This module covers advanced design techniques, realistic 3D effects, mockup creation, and designing for print and web.

#### Topic 13: Advanced 3D Design and Text Effects

Delve into the world of 3D design and create stunning text effects that add depth and visual impact to your designs. Learn to manipulate objects in a three-dimensional space and create dynamic compositions.

#### Topic 14: Animation Wizard and 3D Painting

Learn how to create mockups and realistic presentations that showcase your designs professionally. Add depth, textures, and realistic elements to your mockups, and utilize smart objects for easy editing and updating.

#### Topic 15: Designing for Print and Web

Master the art of designing for print and web. Understand the specific requirements and considerations for each medium, optimize your graphics for web display, and ensure optimal quality and resolution when designing for print.

By mastering advanced design techniques and mockup creation, you'll have the skills to create visually engaging designs and present them effectively. Designing for print and web ensures your work is visually appealing and functional across different platforms.





## Module 6

### Professional Design and Specialization

Introducing our Professional Design and Specialization module! Enhance your skills and prepare for professional work with advanced techniques and specialized areas of design. This module covers advanced design techniques, photo manipulation, brand identity creation, and freelancing tips.

#### Topic 16: Advanced Techniques and Photo Manipulation

Explore advanced techniques for composite images, photo manipulation, and adding unique effects to designs. Master the skills to create visually striking designs with advanced techniques and effects used in advertising, digital art, and visual storytelling.

#### Topic 17: Creating Brand Identity and Logos

Learn the principles of branding and logo design to create cohesive brand identities. Understand the importance of impactful logos and consistency in brand identity design. Establish a strong visual presence and recognition for businesses and organizations.

#### Topic 18: Professional Design and Freelancing Tips

Gain valuable insights and practical advice for freelancing as a designer. Learn techniques for creating an effective design portfolio, client management, and essential tips for success in the freelance design industry.

By mastering advanced techniques, photo manipulation, brand identity creation, and freelancing tips, you'll be equipped with the skills needed for professional design work. Stand out in the industry, create impactful designs, and thrive as a freelance designer.





# Package 1

## 3 Months Comprehensive Course

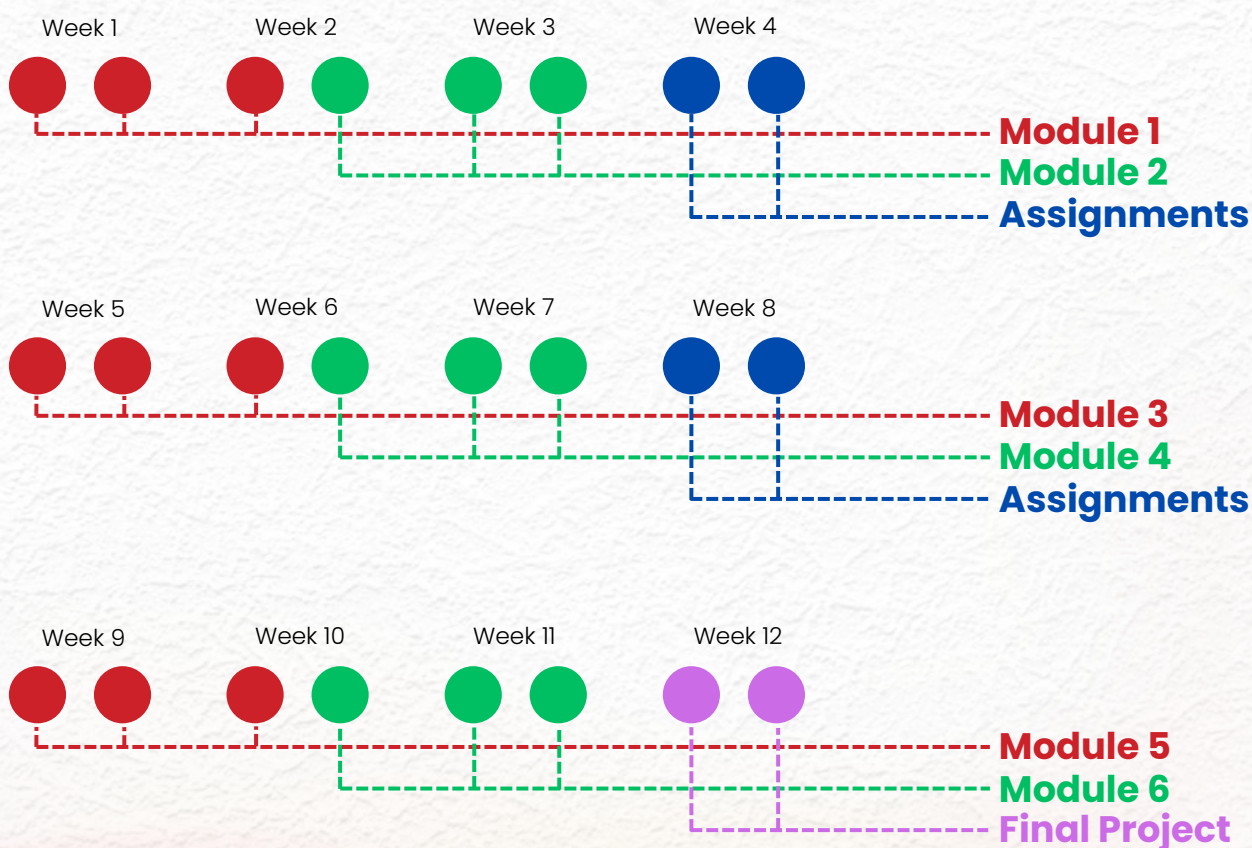
**For those who desire to take a deep dive into creative fields at a comfortable pace, with small group interactions!**

Unleash your potential with our Three-Month Comprehensive Course. This package is crafted for those who enjoy a steady pace and prefer a structured curriculum.

Get personal attention in a small group setting, make new friends, and journey together into the exciting world of creative arts.

Each course has 6 modules, each module has 3 topics.  
The course is distributed across 12 weeks.

On completion, learners will receive a Certificate of Attendance.



**Fee: 180 BHD per Month**

📞 3897 4014  
createbahrain.com



## Package 2 Crash Course

It's not for beginners, but for those who have learned before and want to remember and shine up their skills.

**Get back in the game fast and join us today!**

Are you a go-getter with a tight schedule?

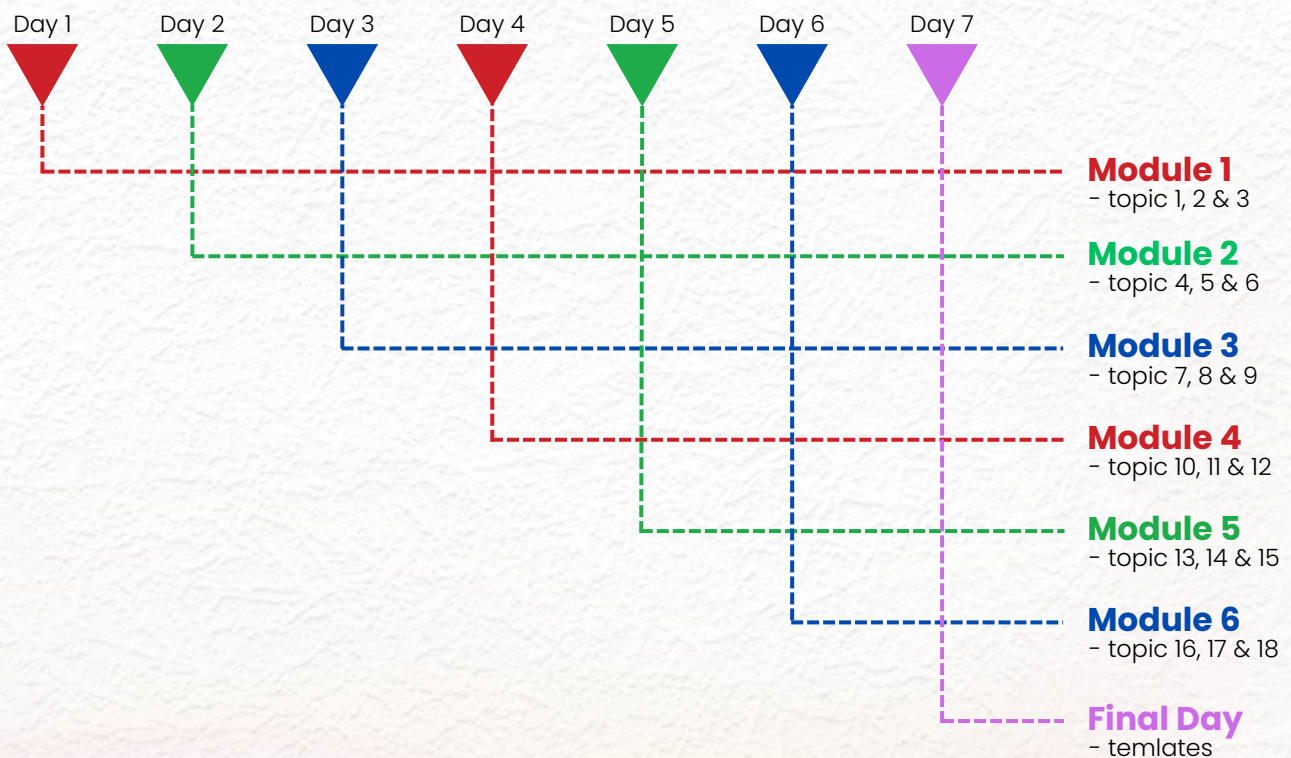
This one-on-one class lets you dive head-first into your chosen field, giving you an intensive overview in just a week. Gain the skills you need, in the time you have.

Each day covers one module.

With the 7th day dedicated to revising and summarizing all the modules.


Learners will be receiving a total of 14 hours of one-on-one instruction.

On completion, learners will receive a Certificate of Attendance.



\* 7 days

**Fee: 280BHD**

 **3897 4014**  
createbahrain.com



## Package 3 Customized Learning Experience

**For those who value flexibility and control in their learning journey, our Customized Learning.**

Your goals, your pace, your success.

Our Customized Learning Experience puts you in the driver's seat of your education. Select from our Starter, Linear and Intense Learner options to tailor your learning experience to your lifestyle.

We are here for you if you seek flexible timings, wish to tailor your learning journey according to your personal schedule, and value the opportunity to intensify or ease your study plan based on your individual needs.

Why fit in when you can stand out?

### ■ Starter Package

3 sessions per week;  
Total of 12 sessions per month;

**240BHD**

### ■ Linear Package

4 sessions per week;  
Total of 16 sessions per month;

**320BHD**

### ■ Intense Learner

5 sessions per week;  
Total of 20 sessions per month;

**400BHD**



## Package 4 Customized Program

**Unleash your creative freedom and tailor your learning experience to suit your individual needs and interests.**

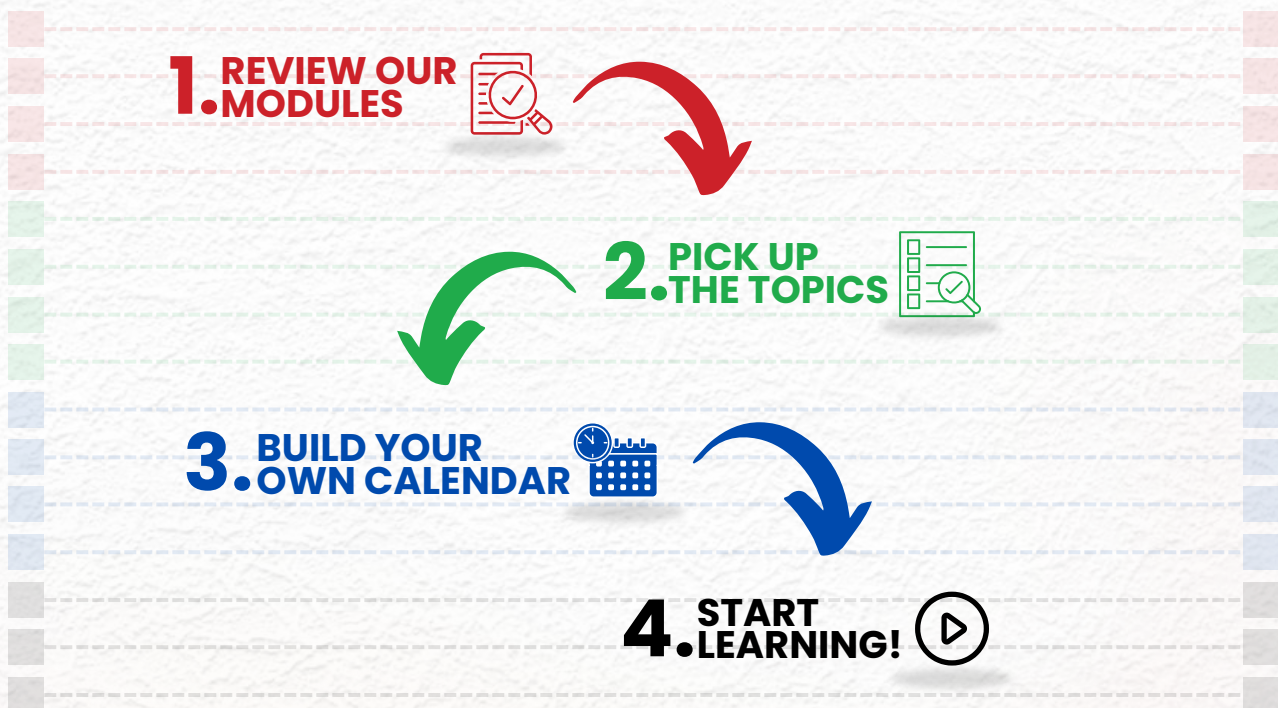
Do you know exactly what you want?

Our Customized Program lets you design your learning journey.

For those who know what they want and need the flexibility to focus on specific topics


Select your course content, schedule your class timings, and learn at a pace that works for you.

It's your path to success, designed by you.



\* this package start with at least 8 session..

**Fee: 20BHD per session**

 **3897 4014**  
create**bahrain**.com



# Your Portfolio Journey

Start your course with us, and you'll begin crafting your unique portfolio right away. Over three months, watch it grow and reflect your newfound skills and creativity.

By the end, you'll have a tangible testament to your educational journey with Create Bahrain. Your portfolio is more than just a stepping stone for career progression—it's a keepsake of your achievements.

A tool for self-reflection, it allows you to revisit your growth and inspire yourself to keep pushing for greater heights.

We'll showcase your portfolio on a dedicated page on our website, giving you lifetime access to your body of work.

Share your journey and creations with the world and bask in the pride of being a part of the Create Bahrain community.

Remember, your portfolio is your story of dedication, resilience, and creativity. At Create Bahrain, we're excited to see the narrative you'll create and the heights you'll reach.


Your portfolio isn't just a collection—it's your first step in making a global impact. Let's embark on this unforgettable journey together.



**Printable PDF**



**Webpage with**  
[www.createbahrain.com](http://www.createbahrain.com)

 **3897 4014**  
[createbahrain.com](http://createbahrain.com)



## Dear Student,

Welcome to CreateBahrain Academy, a dynamic platform designed for those passionate about design, photography, filmography, animation, coding, and digital marketing. As an independent entity from the well-established TeachBahrain Academy, our mission is to empower curious minds to transform the world.

Inspired by the pioneering educational philosophies of Mr. Saad Akbar and Mr. Omair Imtiaz, we believe in nurturing individuality, fostering inventive spirits, and promoting independent thinking. The curriculum, further shaped by the expertise of Ms. Kanwal Imtiaz, a former Ikea Design Manager, ensures a focus on self-driven and experiential learning.

Our curriculum guarantees meaningful, hands-on learning experiences, guided by expert educators in a vibrant community. We're excited to offer you a customized learning path tailored to your interests and aspirations.

Join us for a tour or attend an upcoming admission event to experience our dynamic learning environment firsthand. Spread the word to others who share your passion for creativity and learning. Together, let's improve the world through the power of creative education.

Best wishes

*Kanwal Saeed*



TeachBahrain Compound,  
Janabiyah Highway, Bahrain  
© TeachBahrain Academy W.L.L.

